

Intersections for Success

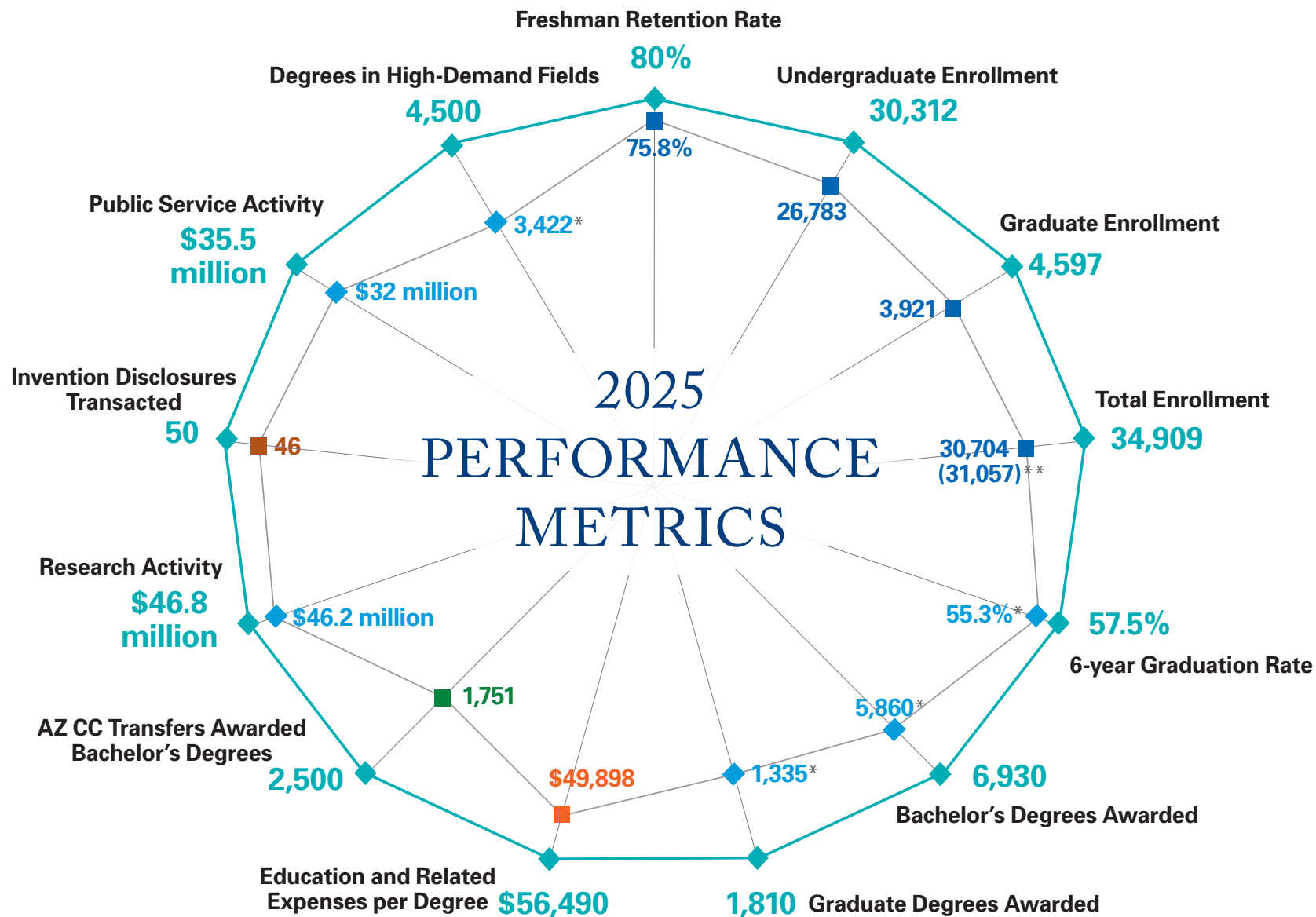
PRESIDENT **RITA HARTUNG CHENG**

SEPTEMBER 2017



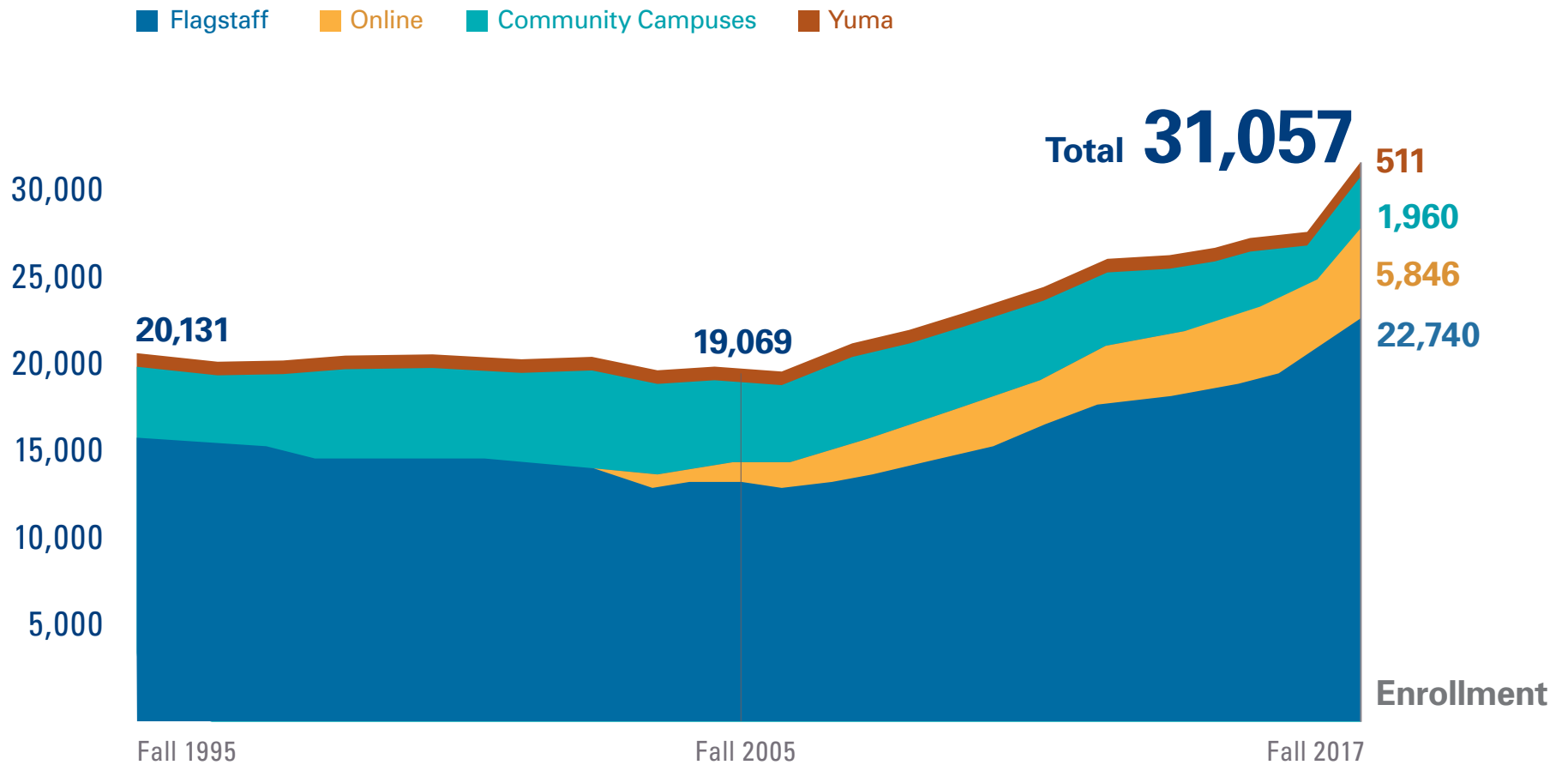
Welcome

■ 2013-14
 ■ 2015-16
 ■ 2016-17
 ◆ 2016-17 Projected
 ■ 2017-2018
 ◆ 2025



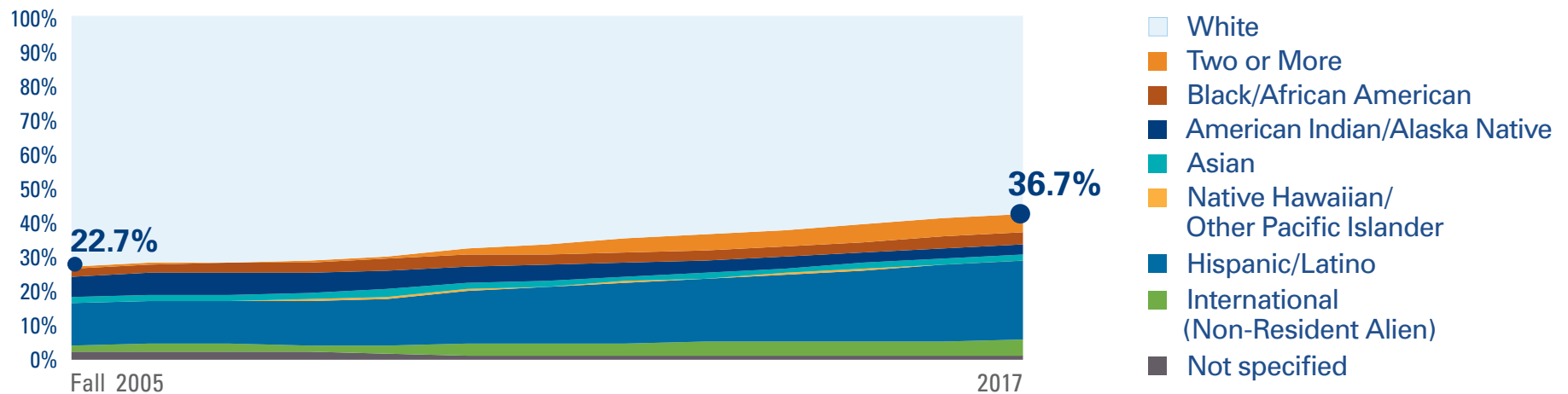
*Preliminary as of 9/19/2017
 **IPEDS/All Enrolled Headcount

ENROLLMENT – HISTORY AND GENERAL UPDATE

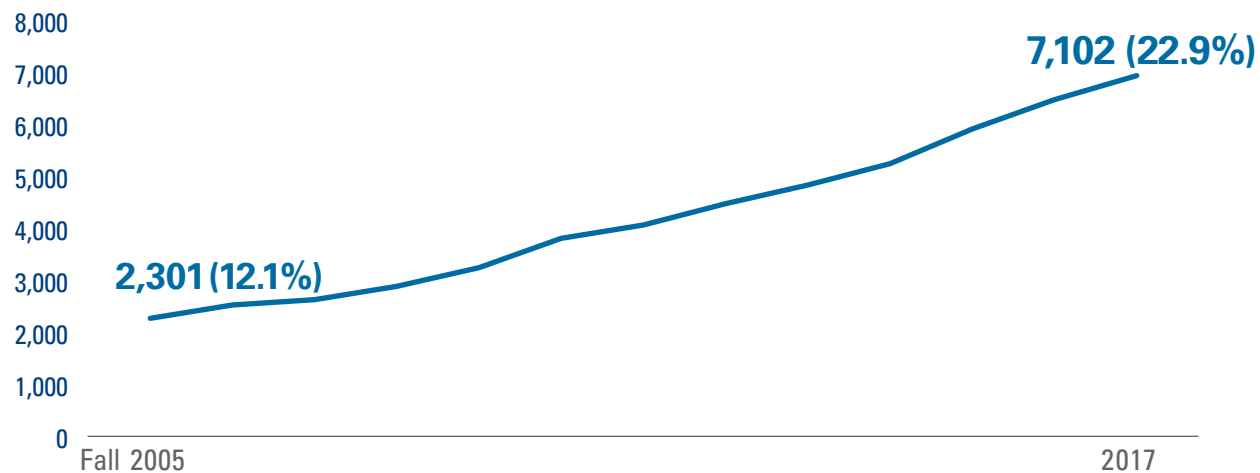


ENROLLMENT UPDATE – DIVERSITY AND INCLUSION

All Enrolled Students Trend by IPEDS Ethnicity/Race



Hispanic/Latino Student Enrollment Trend



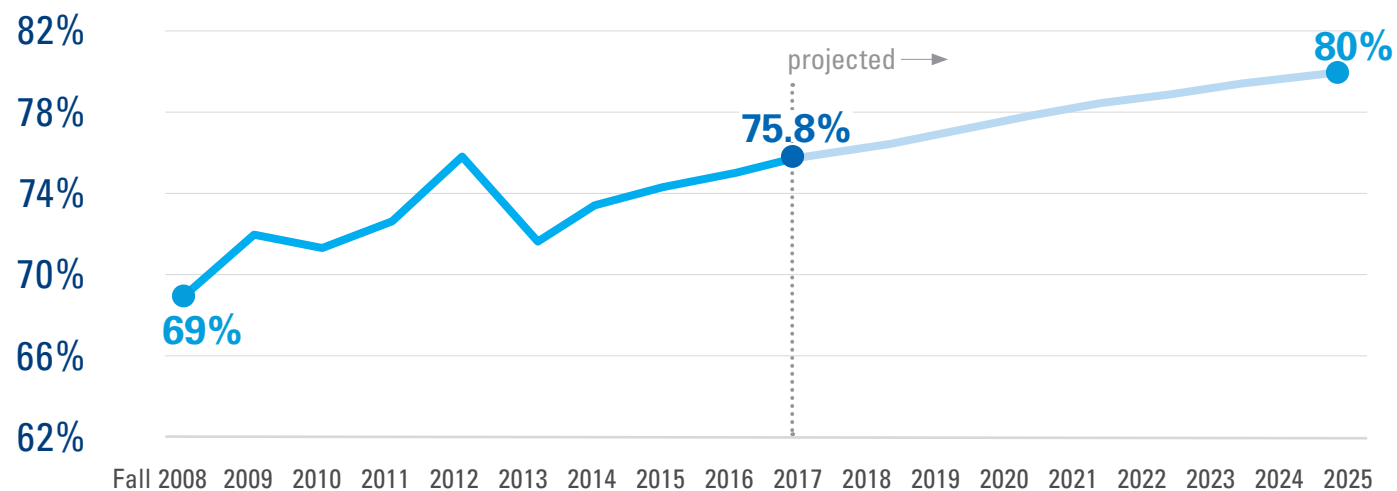
► Students from 128 Tribes

► Top 5 Tribal Affiliations

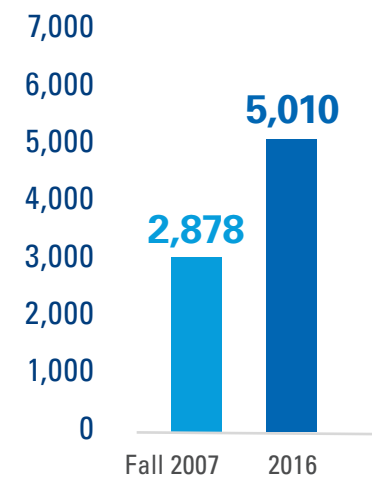
- Navajo Nation
- Cherokee Nation, Oklahoma
- Hopi Tribe
- The Choctaw Nation of Oklahoma
- Blackfeet Tribe of the Blackfeet Indian Reservation of Montana

RETENTION

One-Year Retention Rate



► First-Time Full-time Freshman Cohort



STUDENT SUCCESS



► Helping Students Succeed

- Centralized advising
- Multi-term enrollment
- Centralized scheduling
- Residential Learning Communities Expansion
- Frontier Set learning collaborative to enhance student access and success



INFRASTRUCTURE/INVESTMENTS



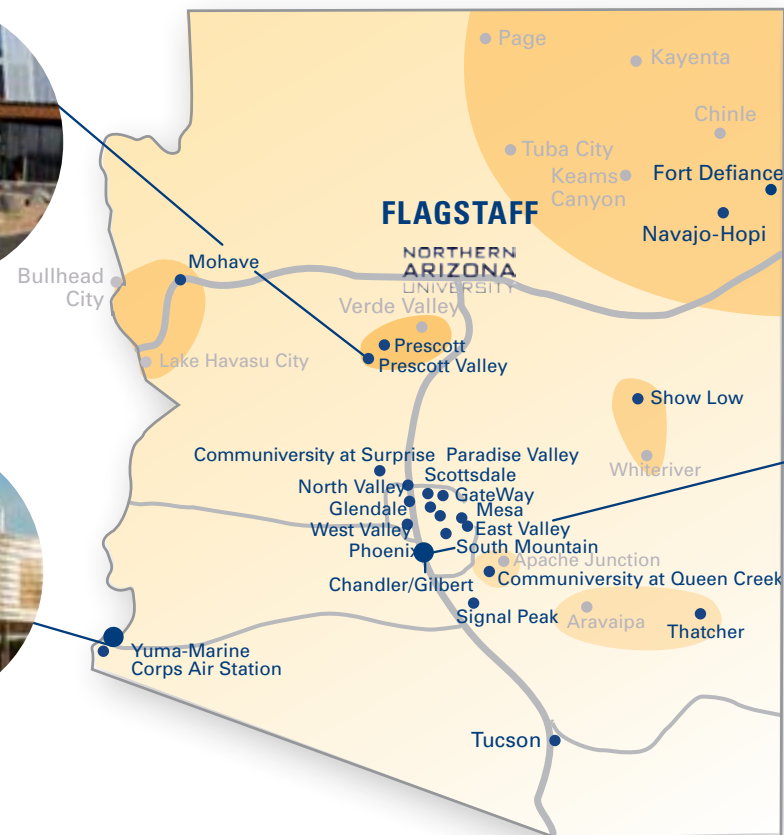
ONE NAU



YAVAPAI



YUMA



PHOENIX BIOMEDICAL

ONLINE AND PERSONALIZED LEARNING

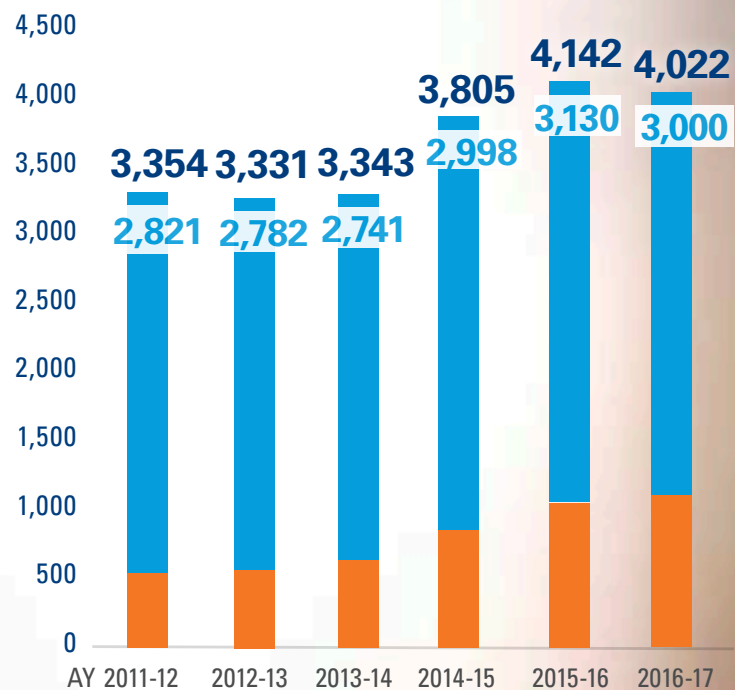
- ▶ **Student mentoring and coaching**
- ▶ **Welcoming online learning experience**
- ▶ **One-year retention rate increase**
- ▶ **Future goals and ongoing implementation**

TRANSFER OUTREACH AND COMMUNITY COLLEGE PARTNERSHIPS

► Office of Educational Partnerships

Transfer Students

■ Arizona Resident ■ Non-Resident



PARTNERSHIPS ADDRESS CHALLENGES AND OPPORTUNITIES FOR THE STATE




WORKFORCE DEVELOPMENT

► Top Degrees Awarded in 2016



**Business and
Management**



Engineering



Education



**Liberal
Studies**




**Health
Professions**

► New Degree Programs

- Health Sciences – Nutrition and Foods (BS)
- Informatics (BS)
- Parks and Recreation Management (MS)
- Early Childhood Education and Early Childhood Special Education (BSED)
- Data Science (BS)
- Educational Leadership – International Education (MEd)
- Informatics (MS)
- Master of Public Health, Dietetics Option (MPH)
- Master of Social Work (MSW)
- Computer Information Technology (MS) (Personalized Learning)
- Curriculum and Instruction (PhD)
- Interdisciplinary Health (PhD)

PHOENIX BIOMEDICAL CAMPUS



Phoenix Biomedical Campus

► Started in fall 2012

- Enrollment FY 2012: 49
- Enrollment FY 2018: 364
- Enrollment Projection FY 2019: 437

► First graduating class from Occupational Therapy: FY 2017

► Employment placement rates:

- Physical Therapy: 100%
- Physician Assistant: 100%
- Athletic Training (2 sites): 100%

► State's first Occupational Therapy doctoral program

► Physical Therapy: #40 (U.S. News)

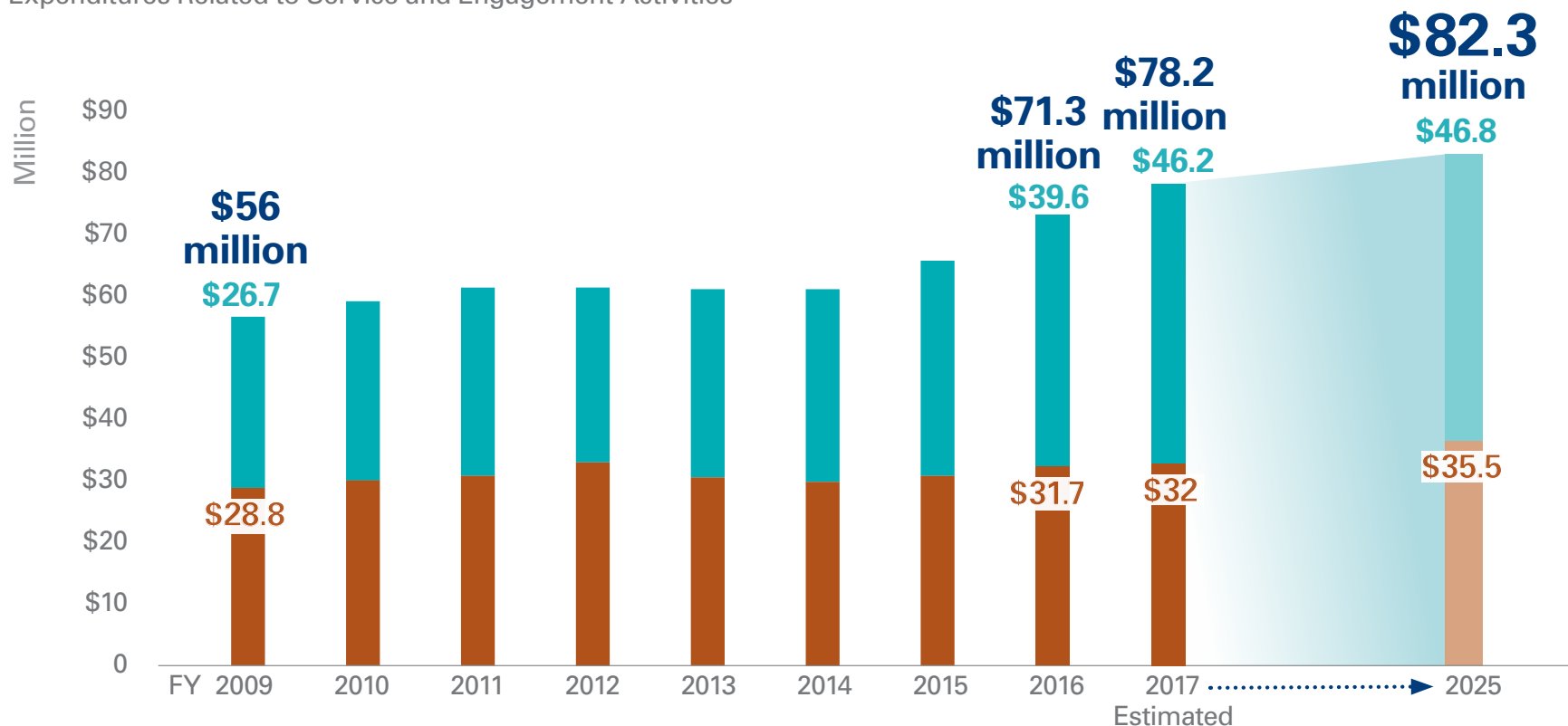
► Programs:

- Physician Assistant
- Occupational Therapy
- Physical Therapy
- Athletic Training

RESEARCH AND PUBLIC SERVICE

■ Research and Development Expenditures

■ Expenditures Related to Service and Engagement Activities



► Top Federal Government Funding by Agency

- \$8.74 million from the National Science Foundation
- \$8.7 million from the U.S. Department of Education
- \$3.3 million from the National Institutes of Health
- \$2.3 million from the Defense Threat Reduction Agency
- \$2.3 million from the Health Resources and Services Admin
- \$2.0 million from United States Environmental Protection Agency
- \$1.9 million from the National Aeronautics and Space Admin
- \$1.7 million from the U.S. Geological Survey

TECH TRANSFER

46 INVENTION DISCLOSURES
transacted

\$46.2 million research and development
EXPENDITURES

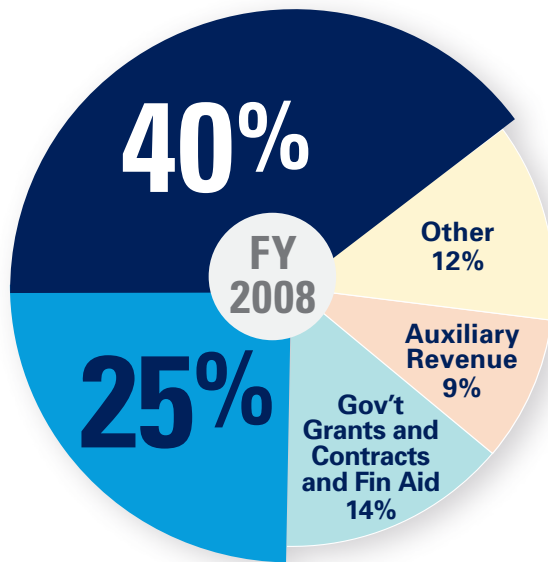
\$71.9 million sponsored project AWARDS

OUR PEOPLE

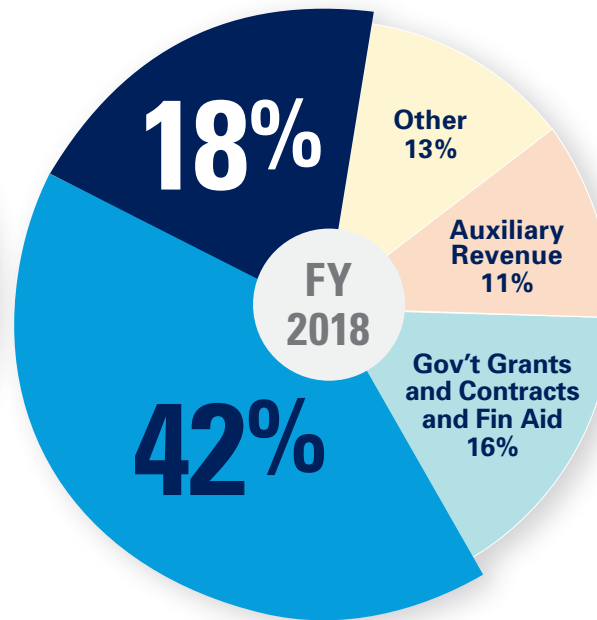


BUDGETS

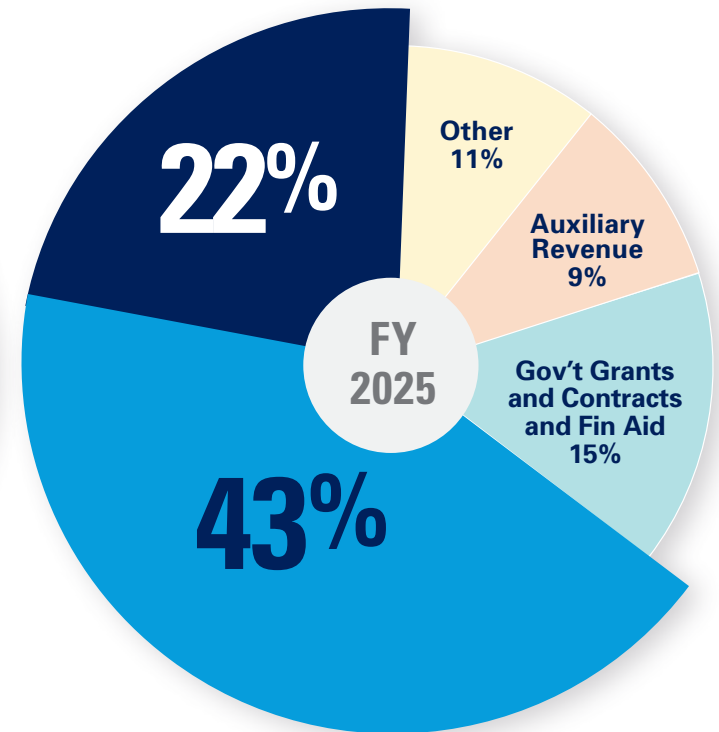
■ State General Fund ■ Tuition and Fees



Total Revenue: **\$400 million**
Enrollment: **21,352**



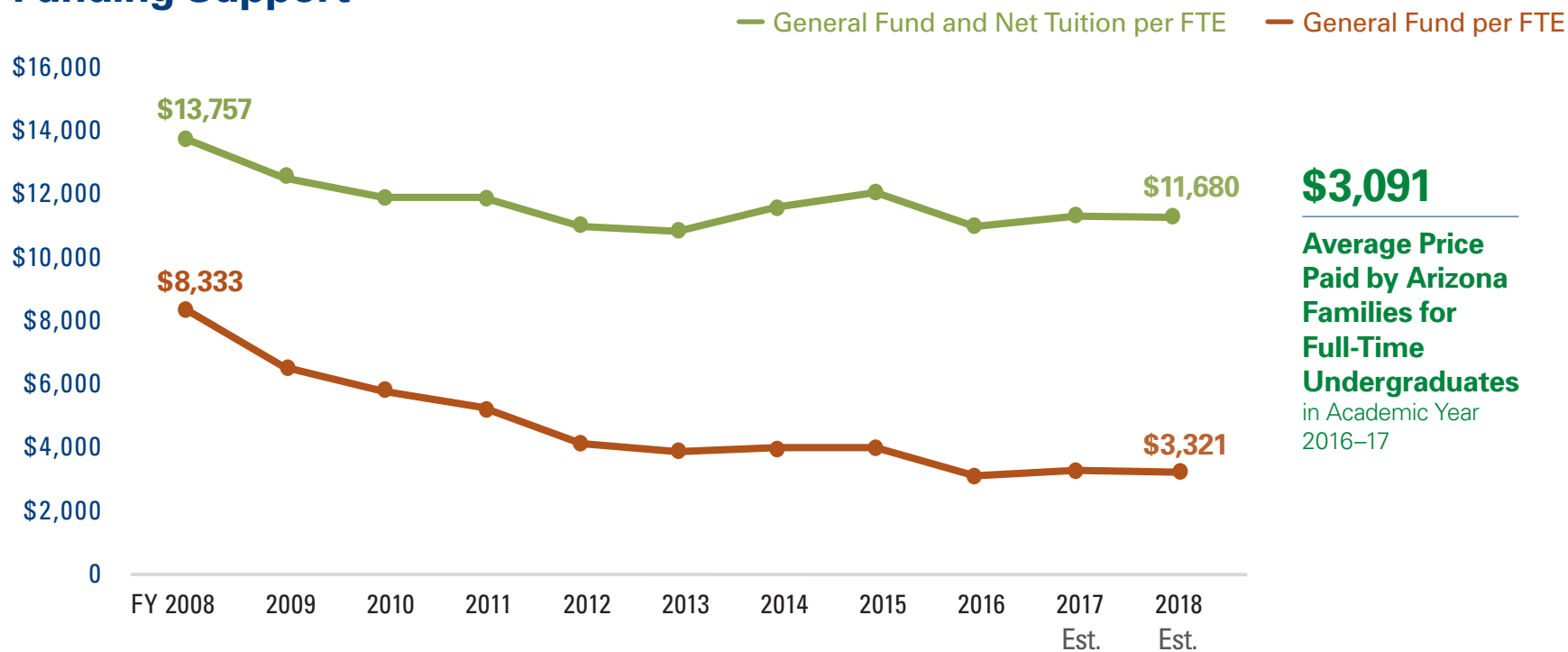
Total Revenue: **\$590 million**
Enrollment: **31,057**



Total Revenue: **\$752 million**
Enrollment: **34,909**
metric target

TUITION

► Funding Support



► 2017–18 Undergraduate Tuition and Fees

Flagstaff Campus Four-Year Pledge Rate			
	Resident	Non-Resident	WUE
Tuition	\$10,038	\$23,820	\$15,057
Fees	\$1,021	\$1,021	\$1,021
Total	\$11,059	\$24,841	\$16,078

NAU-Yuma and Community Campuses			
	Resident	Non-Resident	WUE Yuma only
Tuition	\$7,456	\$20,604	\$11,814
Fees	\$411	\$411	\$411
Total	\$7,867	\$21,015	\$12,225

NAU-Prescott Valley		
	Resident	Non-Resident
Tuition	\$5,920	\$17,508
Fees	\$395	\$395
Total	\$6,315	\$17,903

GRANTS, CONTRACTS, AND GIFTS

- ▶ Grants and contract expenditures have increased from **\$60.8 million** in FY14 to an estimated **\$78 million** in FY17
- ▶ Our donors helped us exceed our first-ever comprehensive campaign goal of **\$100 million** and they are helping us lay the groundwork for a renewed outreach campaign.
- ▶ Annual distribution of private gifts to NAU increased from **\$13.8 million** to **\$18 million** in the last three fiscal years.
- ▶ Fiscal years 2016 and 2017 were the **best fundraising years** in the history of our university.

COMMUNITY ENGAGEMENT



ALUMNI OUTREACH

162,000+ alumni around the world

- ▶ Arizona: more than **93,000**
 - ▶ Flagstaff and surrounding communities: **~15,000**
 - ▶ **50%** of Flagstaff households have at least one NAU graduate
- ...and they serve, excel, and lead.**

ECONOMIC IMPACT

82.1% 2016 grads are
employed
in Arizona

NAU Undergraduates and Graduates

Total 2016 AZ wages from all NAU
degree recipients (1990–2016) topped

\$3.5 billion

\$2 billion

generated by NAU annually

More than

22,000 jobs

in Arizona that NAU activities support

ADDRESSING OPPORTUNITIES



BEST OF ...

- ▶ **2017 Higher Education Civic Engagement Award** *The Washington Center*
- ▶ **2017 Andrew Heiskell Award for Innovation in International Education** *Institute of International Education*
- ▶ **#1 school counseling MEd and clinical mental health counseling** *TopCounselingSchools.org*
- ▶ **#1 ranking in social media engagement** *Rival IQ and Up&Up*
- ▶ **#2 in the nation for awarding master's degrees to Native Americans and #8 in the nation for awarding bachelor's degrees to Native Americans** *Diverse Issues in Higher Education*
- ▶ **#3 top college town** *American Institute for Economic Research*
- ▶ **#4 top value college in Arizona** *Bizjournals.com*
- ▶ **#4 best online education in early childhood education master degree programs** *TheBestSchools.org*
- ▶ **#4 hospitality management online bachelor's degree program** *College Choice's list of 25 Best Online Bachelor's in Hospitality Management for 2017*
- ▶ **#5 best online nurse practitioner program** *Affordable Colleges Online*
- ▶ **#6 bachelor's in public administration program in the U.S.** *AffordableColleges.com*
- ▶ **#6 best school for military/veteran students** *BestColleges.com*
- ▶ **Top 10% worldwide for the frequency of NAU's research being cited by other researchers**
The World University Rankings
- ▶ **#16 best online Master of Science in Nursing in the nation** *RNtoBSN Online Program*



Intersections for Success

An aerial photograph of a large crowd of people gathered on a green field, forming the letters 'N A'. The crowd is composed of many individuals, some wearing yellow shirts. In the background, there are trees, a building, and mountains under a clear blue sky. A large blue graphic element is visible in the top left corner.

Thank You

**NORTHERN
ARIZONA**
UNIVERSITY

